



# healthy futures OF TEXAS

Advancing informed  
sexual health decisions

# Dallas County Adolescent Health

A baby is born to a  
teen mom in Dallas  
County every

**4 hours**

## Disparities >>

Factors such as access to health care, information, and economic opportunity can lead to disparities in teen birth rates.

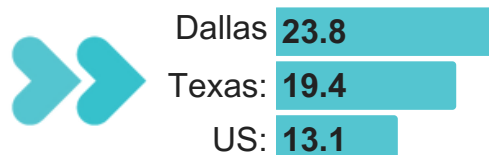
### Teen Birth Rate

	Dallas	Texas
Hispanic	32.4	27.9
Black	25	20.3
White	6.4	10.5
Asian	2.2	1.4

In 2022, the birth rate for Hispanic teens was 4.6 times higher than white teens. This gap increased to 5.1 times higher in 2023.

## DALLAS COUNTY TEEN BIRTHS, 2023

### Teen Birth Rate per 1,000



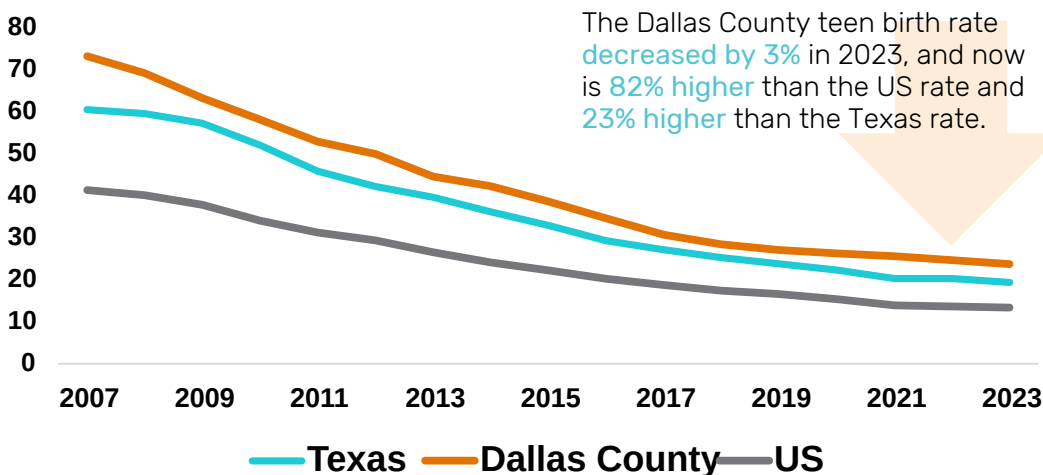
**17%** of teen births in Dallas County are repeat teen births.

### Teen Birth Count

Births to 10-14 year olds:	35
Births to 15-17 year olds:	619
Births to 18-19 year olds:	1,513

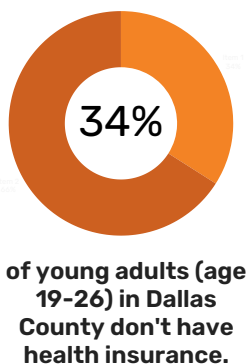
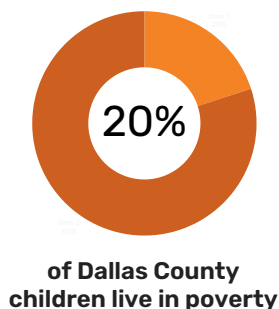
**Total Teen Births (10-19) in 2023:** 2,167

### Teen Birth Rate per 1,000 Teens Aged 15-19



## Non-Health Social Factors

Structural issues such as poverty and lack of access to health care can contribute to teen pregnancy rates.



## Sexually Transmitted Infections

Though teen birth rates have declined in recent years, STIs are increasing among Texas youth. Some increase may be due to better screening, but data suggests actual rates are on the rise. A majority of new STI cases in Texas occur in youth aged 15-24.

### 2023 Reported County STI Cases

	Count of new youth cases, 2023	Change from 2019	% of county cases occurring in youth
Chlamydia	10,230	-3%	51%
Gonorrhea	3,398	22%	25%
Syphilis	580	16%	17%
HIV	160	13%	29%

>> STI counts are shown for youth aged 15-24. HIV diagnoses are for youth aged 13 - 24.